

Bayer



**ADVANCED
GARDEN**

Rainproof
Protection

Disease Control *for Roses, Flowers & Shrubs*

CONCENTRATE

▶ **Systemic Formula- cures & prevents
diseases including:**

Black Spot

Powdery Mildew

Rust & more



Active Ingredients
Fenbuconazole 2.5%
Other Ingredients 97.5%
Total 100.0%

KEEP OUT OF REACH OF CHILDREN

CAUTION See back panel booklet for additional
ingredients and precautionary statements

NET CONTENTS 32 FL OZ (946mL)

3595548 R.O



Disease Control for Roses, Flowers & Shrubs

CONCENTRATE

Bayer Advanced Garden™ Disease Control for Roses, Flowers & Shrubs cures, stops and prevents plant diseases. This systemic formula provides rainproof protection against most common plant diseases such as black spot, powdery mildew, rust and more. Now it is easier than ever to prevent diseases and have beautiful plants.

PRECAUTIONARY STATEMENTS

CAUTION Hazards to Humans and Domestic Animals

- Harmful if swallowed, inhaled or absorbed through skin.
- Washing hands thoroughly with soap and water after handling and before eating, drinking, chewing gum or using tobacco will reduce exposure.
- Avoid contact with skin, eyes or clothing.
- Removing and washing contaminated clothing before reuse may reduce exposure.
- Avoid breathing vapor or spray mist.
- When using this product, wear long-sleeved shirt, long pants, socks, shoes and rubber gloves.

FIRST AID +

IN CASE OF ACCIDENTAL...

IMMEDIATELY...

SWALLOWING

- Call a poison control center or doctor immediately for treatment advice.
- Have person sip a glass of water if able to swallow.
- Do not induce vomiting unless told to do so by a poison control center or doctor.
- Do not give anything by mouth to an unconscious person.

CONTACT WITH SKIN

- Take off contaminated clothing.
- Rinse skin immediately with plenty of water for 15 to 20 minutes.
- Call a poison control center or doctor for treatment advice.

INHALATION

- If breathing is affected, move person to fresh air.
- If not breathing, call an ambulance and give artificial respiration.
- Contact doctor or poison control center for further treatment advice.

NOTE: When calling poison control center, have this product label accessible. If seeking treatment at an emergency room or doctor's office, bring this product label to show medical personnel.

For medical emergency information, you may call toll-free 1-877-229-3763.

Active Ingredient: 2.9% Tebuconazole (CAS# 107534-96-3).

ENVIRONMENTAL HAZARDS

- This product is toxic to aquatic invertebrates. Do not apply directly to water.
- Drift or runoff may harm aquatic invertebrates.
- Do not contaminate water when disposing of equipment washwaters or rinsate.

NOTICE: Research and testing have determined that the "Directions For Use" are appropriate for the proper use of this product under expected conditions. The Buyer assumes responsibility for lack of performance or safety if not used according to the directions.

Money Back Guarantee: If you are not satisfied with this product, we will gladly refund your original purchase price.

©2003 Bayer CropScience, LP
Bayer Advanced

A Business Unit of Bayer CropScience, LP
95 Chestnut Ridge Rd.
Montvale, NJ 07645

Bayer and  are registered trademarks of Bayer AG

EPA Reg. No. 72155-14
EPA Est. No indicated by 2nd and 3rd digits
of the batch number on this package.
(65) = 432-TX-1 (39) = 58996-MO-1
(33) = 072155-AL-001 (01) = 3125-MO-1

Made in USA

PRESS TO RESEAL

3695556 R.O

FOR BEST RESULTS


- Apply at the shorter interval specified under "Directions for Use" when disease or conditions favorable to disease (generally cloudy, wet and warm weather) are present.
- Prevent damage to your plants caused by disease by starting a spray schedule when diseases are likely in your area.
- For more information on what you can do to control plant diseases, contact your local County Extension Service (usually found in the White Pages of the phone book under the name of your county.)



Do not allow children and pets to enter the treated area until it has dried.

IMPORTANT- Directions for Storage and Disposal

STORAGE CONDITIONS Store in original container in a cool, dry place, out of the reach of children, preferably a locked storage cabinet. Protect from freezing.

DISPOSAL 
If Empty:

- Do not reuse empty container.
- Place empty container in trash.

If Partly Filled:

- It is best to use all of the product in accordance with label directions.
- If it is necessary to dispose of unused product, please call your local solid waste agency or you may call toll-free 1-877-229-3724 for disposal instructions.
- Never place unused product down any indoor or outdoor drain.

READ THE LABEL FIRST!

QUICK FACTS

- Controls All Major Fungal Diseases That Harm Roses, Flowers, Trees and Shrubs
- Rainproof Protection - Won't Wash Off Once it is Dry
- Cures Diseases and Restores Beauty to Plants

OPEN
Resealable Label
for Directions &
Precautions



CONTROLS

Anthrachnose, Black Spot, Flower Blight, Leaf Spot, Petal Blight, Powdery Mildew, Rust, Scab, Southern Blight

WHERE TO USE

- Roses and Flowers
- Azaleas, Camellias and Rhododendrons
- Landscape Trees & Shrubs
- Ground Covers & Vines
- Houseplants

WHEN TO USE

- To treat an existing disease
- To prevent and protect against future diseases

COVERAGE

Makes up to 42 gallons of spray solution



For questions or comments, call toll-free 1-877-BayerAG (1-877-229-3724), or visit us on-line at www.BayerAdvanced.com

FOR OUTDOOR RESIDENTIAL USE ONLY

INGREDIENTS

ACTIVE INGREDIENT:

Tebuconazole 2.9%

OTHER INGREDIENTS* 97.1%

TOTAL 100.0%

* Other ingredients include: Water, vegetable oil, propylene glycol, nonionic surfactant, Xanthan gum (thickener to keep the active ingredient suspended), BHT & other preservatives, antifoam, sulfuric acid (as neutralizer)

EPA Reg. No. 72155-14

EPA Est. No. indicated by 2nd and 3rd digits of the batch number on this package.

(65) = 432-TX-1 (39) = 58996-MO-1

(33) = 072155-AL-001 (01) = 3125-MO-1

3595556 R.0






DIRECTIONS FOR USE

It is a violation of Federal law to use this product in a manner inconsistent with its labeling.

For best results, read and follow all label directions.

BEFORE YOU USE Read and follow these directions when using:	<ul style="list-style-type: none"> Do not apply near lakes, streams, rivers or ponds. Do not apply to plants grown for food. Food utensils such as measuring spoons and measuring cups should not be used for food purposes after use with fungicides. Move indoor houseplants outside before treating.
HOW TO USE Shake Well Before Use	<ul style="list-style-type: none"> Determine how much spray solution to make up – See “How Much to Use”. Make up spray solution by following directions specific to your sprayer – See “Sprayer Types”. Wet all plant surfaces until evenly coated with spray, but not dripping.
HOW MUCH TO USE	Add 3/4 fl. oz. (1 1/2 TBS) to 1 gallon of water

SPRAYER TYPES

FOR PUMP STYLE SPRAYERS	<ol style="list-style-type: none"> Add the appropriate amounts of concentrate and water to the sprayer tank. Close sprayer, shake well and pressurize. Adjust nozzle to a coarse spray pattern and apply. Occasionally re-pressurize the sprayer if needed to maintain a good spray pattern. 
FOR DIAL-STYLE HOSE-END SPRAYERS	<ol style="list-style-type: none"> Fill sprayer jar with enough concentrate to cover plants to be treated. Close sprayer and set dial. Attach sprayer to hose and apply. 
FOR CONCENTRATE PLUS WATER HOSE-END SPRAYERS	<ol style="list-style-type: none"> Pour concentrate into sprayer jar to the required fluid ounce level. Add the appropriate amount of water to the gallons level. Replace sprayer top and shake well. Attach sprayer to hose and apply. 

DIRECTIONS FOR USE (cont'd)

PLANTS		CONTROLS		WHEN TO APPLY	
				To Prevent Diseases	To Treat Existing Disease
Roses		Black Spot Powdery Mildew Rust	Apply every 7-14 days during the growing season, starting when leaves first appear.		Apply every 7-14 days for a total of 3 applications beginning at the first sign of disease.
Flowers		Leaf Spot Powdery Mildew Rust Southern Blight	Apply at least 3 times per year, 7-14 days apart, beginning with Spring bud break.		
Crabapples (Ornamental), Dogwoods and Other Landscape (Ornamental) Trees		Anthrachnose Leaf Spot Powdery Mildew Rust Scab			
Azaleas, Camellias, Rhododendrons and Other Landscape (Ornamental) Shrubs		Anthrachnose Black Spot Leaf Spot Petal Blight Powdery Mildew Rust Southern Blight			
Ground Covers and Vines			Petal Blight - Apply 2-3 times per week into the flowers as they open and develop color.		
Houseplants		Leaf Spot Powdery Mildew	Apply at least 3 times per year, 7-14 days apart.		
HOW IT WORKS		This product provides 3-way action: it kills existing fungi, forms a protective barrier on the outside of the plant and is absorbed into the plant to keep on protecting regardless of weather conditions.			